

Replacement Door Questionnaire

Company Name: _____

Contact Name: _____ E-mail: _____

Phone #: _____ Ext: _____ Fax: _____

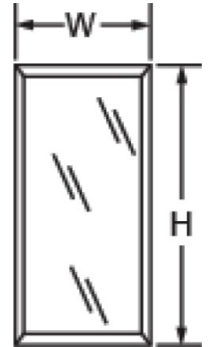
1. Energy Door or Anthony door W/O #: _____
(May be on a label on top/bottom of the door.)

2. Outside Dimensions of the door: Width _____" _____" X Height _____" _____"
(The height and width of the door needs to be measured to the closest 1/16 of an inch. Example 29"7/8" x 65"1/16")

3. Manufacturer of case: _____

4. Model of Door: _____

5. Date the door was manufactured: _____
(This information may be found between the panes of glass on the metal spacer or on the door label.)



6. Where is the gasket mounted?: Door Frame

7. Door Type: Freezer Cooler

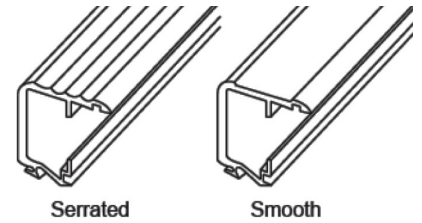
8. Number of glass panes? 2 3

9. Glass type: heated non-heated

10. Door rail color: Silver (chrome) Black Gold Satin Silver



11. Door rail finish: Smooth Serrated



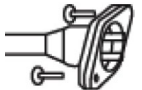
12. Door rail width: Wide (1 3/4") Narrow (1 5/16")



13. Door hinge: (from the customer's side) Left Right

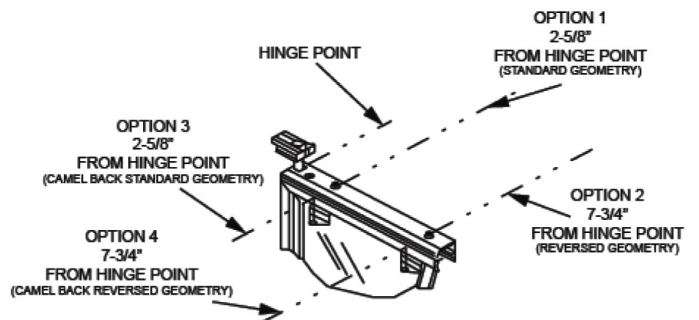
14. Color of handle _____, style and Insert: Slimline Trimline Full Length Other _____

15. Torque rod: Round  Hex 

16. Top hinge: Hinge pin  One screw S-J cord  Two screw S-J cord 

17. Where does the hold-open arm attach on the door? (See below)

- OPTION 1- SURFACE STANDOFF STD. GEO.
(TOP OF THE DOOR RAIL 3" AWAY FROM THE HINGE PIN)
- OPTION 2- SURFACE STANDOFF REV. GEO.
(TOP OF THE DOOR RAIL 7" AWAY FROM THE HINGE PIN)
- OPTION 3- CAMEL BACK STD. GEO.
(BOTTOM OF THE GASKET 3" AWAY FROM THE HINGE PIN)
- OPTION 4- CAMEL BACK STD. GEO.
(BOTTOM OF THE GASKET 7" AWAY FROM THE HINGE PIN)



Picture of door data tag must be submitted with this form

Energy Door Company

180 Arboit Street • L'Assomption • Quebec • J5W 4P5 • CA